

# SuperLife workplace savings scheme

## SuperLife<sup>Age Steps</sup> - Age 30

### Investment update for the quarter ended 30 September 2017

This investment update was first made publicly available on 24 October 2017.

### What is the purpose of this update?

This document tells you how SuperLife<sup>Age Steps</sup> - Age 30 has performed and what fees were charged. The document will help you to compare the stage with other funds. Smartshares Limited prepared this update in accordance with the Financial Markets Conduct Act 2013. This information is not audited and may be updated.

### Description of this stage

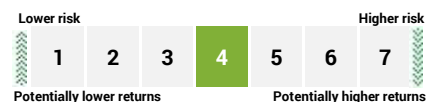
SuperLife<sup>Age Steps</sup> automatically adjusts the proportion of your investment in income and growth assets depending on your age. As you get older, the proportion of your investment in more volatile growth assets will be reduced, lowering the expected size of the ups and downs in the value of your investment. This option may be suitable if you are saving for retirement (assumed to be age 65), and assumes you will continue to invest your savings and spend them over your retirement period.

Your SuperLife<sup>Age Steps</sup> - Age 30 investment will be allocated 20% to SuperLife<sup>Income</sup> and 80% to SuperLife<sup>100</sup> (which are managed funds this stage invests in).

Total value of SuperLife <sup>Age Steps</sup> :	\$24,740,544
Number of investors in SuperLife <sup>Age Steps</sup> :	627
The date SuperLife <sup>Age Steps</sup> started:	15 September 2013

### What are the risks of investing?

#### Risk indicator for SuperLife<sup>Age Steps</sup> - Age 30 <sup>1</sup>



The risk indicator is rated from 1 (low) to 7 (high). The rating reflects how much the value of the stage's assets goes up and down. A higher risk generally means higher potential returns over time, but more ups and downs along the way.

To help you clarify your own attitude to risk, you can seek financial advice or work out your risk profile at [www.sorted.org.nz/tools/investor-kickstarter](http://www.sorted.org.nz/tools/investor-kickstarter).

Note that even the lowest category does not mean a risk-free investment, and there are other risks that are not captured by this rating.

This risk indicator is not a guarantee of a stage's future performance. The risk indicator is based on the returns data for 5 years to 30 September 2017. While risk indicators are usually relatively stable, they do shift from time to time. The risk indicator will continue to be updated in future investment updates.

See the Product Disclosure Statement for the SuperLife workplace savings scheme for more information about the risks associated with investing in this stage.

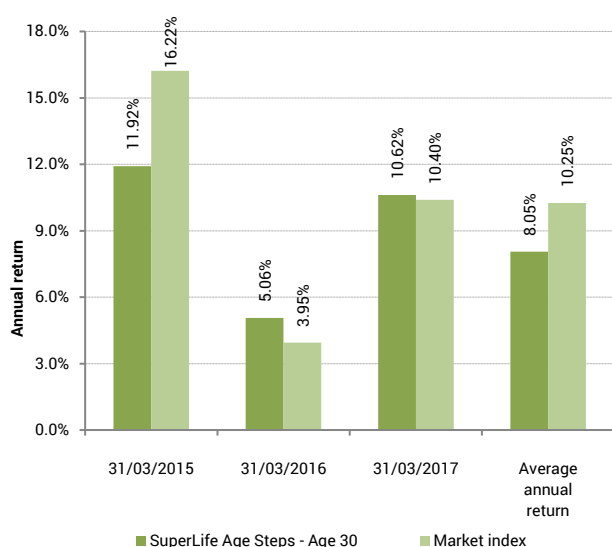


## How has the stage performed?

	Past year
<b>Annual return</b> (after deductions for charges and tax)	9.51%
<b>Annual return</b> (after deductions for charges but before tax)	10.19%
<b>Market index annual return</b> (reflects no deduction for charges and tax)	10.93%

The market index annual return is based on the weighted average annual return of the indices used to assess the performance of the assets that the stage invests in. Additional information about the market index is available on the offer register at [www.business.govt.nz/disclose](http://www.business.govt.nz/disclose).

### Annual return graph



This shows the return after fund charges and tax for each year ending 31 March since the stage started. The last bar shows the average annual return since the stage started, up to 30 September 2017.

**Important:** This does not tell you how the stage will perform in the future.

Returns in this update are after tax at the highest prescribed investor rate (PIR) of tax for an individual New Zealand resident. Your tax may be lower.

### What fees are investors charged?

Investors in SuperLife<sup>Age Steps</sup> - Age 30 are charged fund charges. In the year to 31 March 2017 these were:

	% per annum of stage's net asset value
<b>Total fund charges</b>	0.47% <sup>2</sup>
Which are made up of:	
<b>Total management and administration charges</b>	0.47% <sup>2</sup>
Including:	
Manager's basic fee	0.24%
Other management and administration charges	0.23%
<b>Total performance-based fees</b>	0.00%
<b>Other charges</b>	<b>Dollar amount per investor</b>
Administration fee	\$26 per annum <sup>3</sup>
Paper statements fee	\$18 per annum <sup>4</sup>

Investors may also be charged individual action fees for specific actions or decisions (for example, for withdrawing money and transferring it to a KiwiSaver scheme other than the SuperLife KiwiSaver scheme). See the Product Disclosure Statement for the SuperLife workplace savings scheme for more information about those fees.

Small differences in fees and charges can have a big impact on your investment over the long term.

### Example of how this applies to an investor

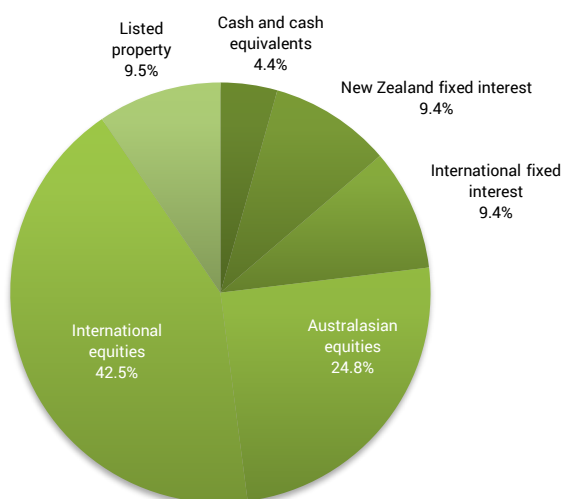
Jess had \$10,000 in the stage and did not make any further contributions. At the end of the year, Jess received a return after fund charges were deducted of \$951 (that is 9.51% of her initial \$10,000). Jess paid other charges of \$16<sup>5</sup> (Jess received statements and other SuperLife communications electronically and was not charged the paper statements fee). This gives Jess a total return after tax of \$935 for the year.



## What does the stage invest in?

### Actual investment mix

This shows the types of assets that the stage invests in.



### Target investment mix

This shows the mix of assets that the stage generally intends to invest in.

Asset Category	Target asset mix
Cash and cash equivalents	-
New Zealand fixed interest	10.00%
International fixed interest	10.00%
Australasian equities	27.20%
International equities	43.20%
Listed property	9.60%
Unlisted property	-
Commodities	-
Other	-

### Top ten investments

Name	% of stage's net asset value	Type	Country	Credit rating (if applicable)
Vanguard FTSE Europe ETF	13.00%	International equities	United States	
Vanguard S&P 500 ETF	6.60%	International equities	United States	
Vanguard International Credit Securities Index Fund Hedged	4.94%	International fixed interest	Australia	
Vanguard FTSE Emerging Markets ETF	4.78%	International equities	United States	
Vanguard FTSE Pacific ETF	4.21%	International equities	United States	
MI Somerset Emerging Markets Dividend Growth Fund OEIC	2.58%	International equities	United Kingdom	
Vanguard Growth ETF	2.50%	International equities	United States	
Vanguard Value ETF	2.48%	International equities	United States	
Nikko AM Wholesale NZ Bond Fund	2.04%	New Zealand fixed interest	New Zealand	
Vanguard Mid-Cap ETF	1.90%	International equities	United States	

The top 10 investments make up 45.03% of the stage's net asset value.



## Currency hedging

SuperLife<sup>Income</sup> and SuperLife<sup>100</sup> (which are managed funds this stage invests in) may hedge their foreign currency exposure.

## Key personnel

This shows the directors and employees who have the most influence on the investment decisions of the stage:

Name	Current position	Time in current position	Previous or other positions	Time in previous / other position
Paul James Baldwin	Director	9 months	Head of NZX Wealth Technologies - NZX	1 year and 2 months
Michael John Chamberlain	Head of SuperLife Funds Management - NZX	2 years and 8 months	Director - SuperLife	18 years and 6 months
Guy Roulston Elliffe	Director	1 year and 10 months	Corporate Governance Manager - ACC	2 years and 5 months
Bevan Keith Miller	Director	4 years and 1 month	Chief Financial Officer - NZX	4 years and 9 months
Alister John Williams	Director	1 year and 10 months	Investment Manager - Trust Management	2 years and 8 months

## Further information

You can also obtain this information, the Product Disclosure Statement for the SuperLife workplace savings scheme, and some additional information, from the offer register at [www.business.govt.nz/disclose](http://www.business.govt.nz/disclose).

## Notes

- 1 Market index returns (as well as actual returns) have been used to complete the risk indicator as SuperLife<sup>Age Steps – Age 30</sup> invests in SuperLife<sup>Income</sup> and SuperLife<sup>100</sup> (together with the NZ Cash Fund), which have not been in existence for 5 years. As a result, the risk indicator may provide a less reliable indicator of the potential future volatility of SuperLife<sup>Age Steps – Age 30</sup>. The risk indicator for SuperLife<sup>Age Steps – Age 30</sup> uses 1 year of market index returns for SuperLife<sup>Income</sup> and SuperLife<sup>100</sup>.
- 2 On 9 November 2016, the total management and administration charges changed to 0.51% per annum. As a result, the total fund charges will be different in the year to 31 March 2018.
- 3 On 9 November 2016, the administration fee changed to \$12 per annum. As a result, the amount set out in the fees table is made up of 4 months of \$1 per month (when the administration fee was \$12 per annum) and 8 months of \$2.75 per month (when the administration fee was \$33 per annum).
- 4 You will only be charged this fee if you choose to receive statements and other SuperLife communications in paper form.
- 5 This is made up of 2 months of \$2.75 per month (when the administration fee was \$33 per annum) and 10 months of \$1.00 (when the administration fee was \$12 per annum).